



# **FPS** 4400

**50 Hz**



**Franklin Electric**



# Table of Contents

## 4" Submersible Pumps

<b>4400 Tri-Seal Pumps .....</b>	<b>2</b>
18 LPM Tri-Seal .....	5
25 LPM Tri-Seal .....	7
30 LPM Tri-Seal .....	9
45 LPM Tri-Seal .....	11
60 LPM Tri-Seal .....	13
70 LPM Tri-Seal .....	15
<b>4400 High Capacity Pumps .....</b>	<b>17</b>
100 LPM High Capacity .....	19
150 LPM High Capacity .....	21
200 LPM High Capacity .....	23
270 LPM High Capacity .....	25



# 50 Hz Tri-Seal

## 4400 Tri-Seal

The standard FPS 4400 4" submersible pump features the new TRI-SEAL floating stage system. This new stage system further improves efficiency and protects against wear when pumping abrasives like sand. All FPS 4400 pumps are unconditionally guaranteed against sand locking for one full year.

### Features:

- 300 series stainless steel hub floats with the impeller maintaining a positive seal
- Phenolic washer provides downthrust protection
- Celcon® impeller provides high efficiency performance and abrasion resistance
- Noryl®\*\* diffuser and disc - proven abrasion resistant material
- Floating stage design allows impeller to float independently
- Removable, spring-loaded check valve
- Maximum water temperature: 120 °F / 49 °C
- Ceramic shaft sleeve and rubber discharge bearing protect shaft and eliminate sand wear
- Powered by Franklin Electric corrosion resistant 4" submersible motors



\* Celcon® is a Registered Trademark of the Celanese Corporation.

\*\* Noryl® is a Registered Trademark of G.E.

Patented impeller hub seal system seals radially and axially to prevent fluid recirculation, providing high performance in the harshest conditions.

CSA CERTIFIED  
PUMP END ONLY



Drinking Water  
NSF/ANSI 61

# 50 Hz Tri-Seal

## TRI-SEAL™ Floating Stage System

U.S. Patent No. 7,290,984

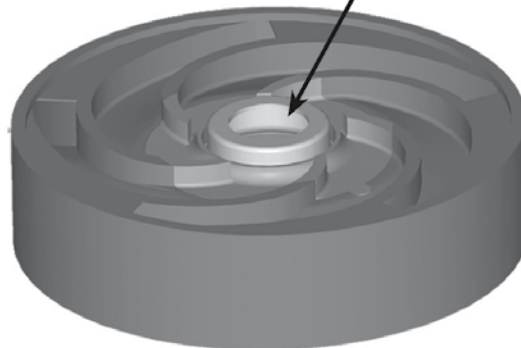
### Seal 1

Phenolic Washer Provides axial sealing as impeller floats in the stage



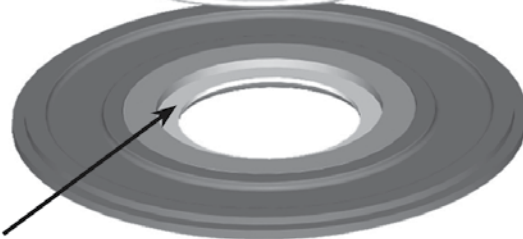
### Seal 2

Stainless steel hub seal is captured but not stationary, floating with the impeller for maximum sealing



### Seal 3

Stainless steel impeller eye seal



# 50 Hz Tri-Seal

4" Submersible Pumps



Model No.	M3H	LPM	kW	HP	Stages	Build No	Order No.
1A-09 TS	1	18	0.37	1/2	9	18FA05S4-PEXB	95710506
1A-13 TS			0.55	3/4	13	18FA07S4-PEXB	95710511
1A-17 TS			0.75	1	17	18FA1S4-PEXB	95710516
1A-26 TS			1.1	1.5	26	18FA15S4-PEXB	95710521
1A-35 TS			1.5	2	35	18FA2S4-PEXB	95710526
1B-08 TS	1.5	25	0.37	1/2	8	25FA05S4-PEXB	95710706
1B-12 TS			0.55	3/4	12	25FA07S4-PEXB	95710711
1B-16 TS			0.75	1	16	25FA1S4-PEXB	95710716
1B-24 TS			1.1	1.5	24	25FA15S4-PEXB	95710721
1B-32 TS			1.5	2	32	25FA2S4-PEXB	95710726
2A-06 TS	2	30	0.37	1/2	6	30FA05S4-PEXB	95711006
2A-08 TS			0.55	3/4	8	30FA07S4-PEXB	95711011
2A-12 TS			0.75	1	12	30FA1S4-PEXB	95711016
2A-18 TS			1.1	1.5	18	30FA15S4-PEXB	95711021
2A-24 TS			1.5	2	24	30FA2S4-PEXB	95711026
2A-37 TS			2.2	3	37	30FA3S4-PEXB	95711031
2A-59 TS			3.7	5	59	30FA5S4-PEXB	95711036
2A-78 TS			5.5	7.5	78	30FA7S4-PEXB	95711041
3A-04 TS	3	45	0.37	1/2	4	45FA05S4-PEXB	95711506
3A-08 TS			0.55	3/4	8	45FA07S4-PEXB	95711511
3A-10 TS			0.75	1	10	45FA1S4-PEXB	95711516
3A-15 TS			1.1	1.5	15	45FA15S4-PEXB	95711521
3A-19 TS			1.5	2	19	45FA2S4-PEXB	95711526
3A-31 TS			2.2	3	31	45FA3S4-PEXB	95711531
3A-46 TS			3.7	5	46	45FA5S4-PEXB	95711536
3A-62 TS			5.5	7.5	62	45FA7S4-PEXB	95711541
3B-06 TS	3.5	60	0.55	3/4	6	60FA07S4-PEXB	95712006
3B-08 TS			0.75	1	8	60FA1S4-PEXB	95712011
3B-11 TS			1.1	1.5	11	60FA15S4-PEXB	95712016
3B-16 TS			1.5	2	16	60FA2S4-PEXB	95712021
3B-26 TS			2.2	3	26	60FA3S4-PEXB	95712026
3B-39 TS			3.7	5	39	60FA5S4-PEXB	95712036
3B-52 TS			5.5	7.5	52	60FA7S4-PEXB	95712041
4A-07 TS	4	70	0.75	1	7	70FA1S4-PEXB	95712506
4A-10 TS			1.1	1.5	10	70FA15S4-PEXB	95712511
4A-14 TS			1.5	2	14	70FA2S4-PEXB	95712516
4A-22 TS			2.2	3	22	70FA13S4-PEXB	95712521
4A-35 TS			3.7	5	35	70FA5S4-PEXB	95712536
4A-44 TS			5.5	7.5	44	70FA7S4-PEXB	95712541

Sandhandler X Ref	
Stages	Order No.
13	93606513
19	93606519
25	93606525
39	93606539
NA	NA
9	93606709
14	93606714
19	93606719
27	93606727
NA	NA
8	93606008
12	93606012
16	93606016
24	93606024
32	93606032
NA	NA
NA	NA
NA	NA
NA	NA
9	93606809
12	93606812
19	93606819
24	93606824
39	93606839
NA	NA
NA	NA
NA	NA
NA	NA
NA	NA
NA	NA
8	93606208
13	93606213
17	93606217
25	93606225
NA	NA
NA	NA


# 50 Hz Tri-Seal

## 18 LPM Tri-Seal 1 m<sup>3</sup>/hr FPS-1A-XX-TS

### 18 LPM Tri-Seal Ordering Information

#### Stainless Steel

Model No.	M <sup>3</sup> H	LPM	kW	HP	Stages	Build No	Order No.
1A-09 TS	3	18	0.37	1/2	9	18FA05S4-PEXB	95710506
1A-13 TS			0.55	3/4	13	18FA07S4-PEXB	95710511
1A-17 TS			0.75	1	17	18FA1S4-EPXB	95710516
1A-26 TS			1.1	1.5	26	18FA15S4-PEXB	95710521
1A-35 TS			1.5	2	35	18FA2S4-PEXB	95710526



### Tri-Seal Dimensional data

Model No.	M <sup>3</sup> H	LPM	kW	HP	Stages	BSPF	DIM "A" mm	DIM "B" mm			PE Wt Kg	Motor Wt kG		
								2W	3W	3ph		2W	3W	3ph
1A-09 TS	1	18	0.37	1/2	9	1 1/4"	366	242	242	223	4	8.1	8.2	7.4
1A-13 TS			0.55	3/4	13		449	270	270	242	5	8.5	9.5	5.4
1A-17 TS			0.75	1	17		533	298	298	270	6	11	11	9.5
1A-26 TS			1.1	1.5	26		774	345	345	298	7	14.5	13.5	11
1A-35 TS			1.5	2	35		961		384	345	8		14.5	12.1

PE - Pump End only

Product dimensions assume the FPS pump end is assembled to a 4" Franklin Electric submersible motor.

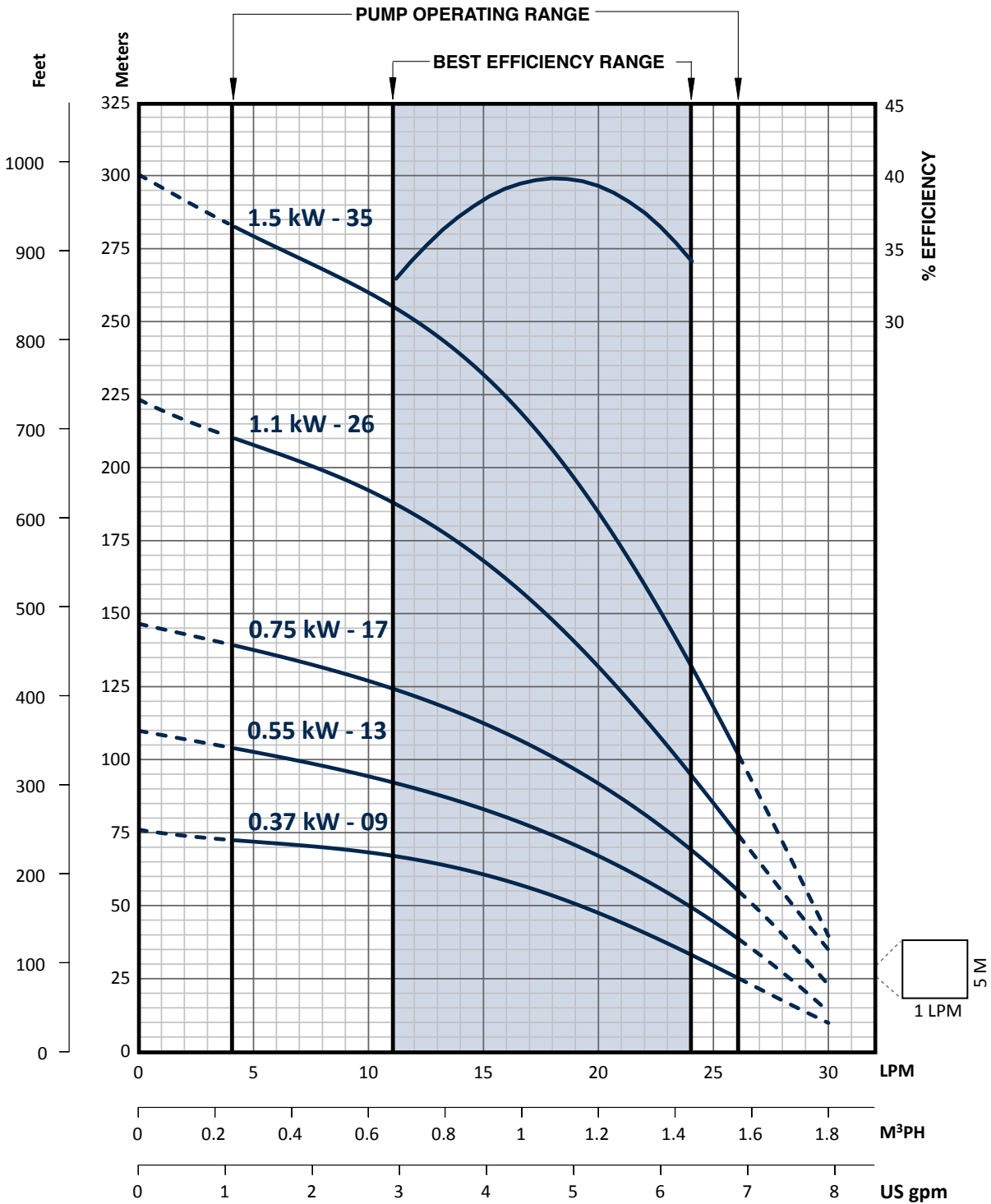
**Note:** All lengths are in millimeters  
 All weights are in kilograms  
 Maximum diameter with cable guard is 99.1 mm  
 Motor diameter is 95mm

# 50 Hz Tri-Seal

4" Submersible Pumps



## 18 LPM Tri-Seal Performance Curves 1 m<sup>3</sup>/hr




# 50 Hz Tri-Seal

## 25 LPM Tri-Seal 1.5 m<sup>3</sup>/hr FPS-1B-XX-TS

### 25 LPM Tri-Seal Ordering Information

#### Stainless Steel

Model No.	M <sup>3</sup> H	LPM	kW	HP	Stages	Build No	Order No.
1B-08 TS	1.5	25	0.37	1/2	8	25FA05S4-PEXB	95710706
1B-12 TS			0.55	3/4	12	25FA07S4-PEXB	95710711
1B-16 TS			0.75	1	16	25FA1S4-EPXB	95710716
1B-24 TS			1.1	1.5	24	25FA15S4-PEXB	95710721
1B-32 TS			1.5	2	32	25FA2S4-PEXB	95710726



#### Tri-Seal Dimensional data

Model No.	M <sup>3</sup> H	LPM	kW	HP	Stages	BSP	DIM "A" mm	DIM "B" mm			PE Wt Kg	Motor Wt kG		
								2W	3W	3ph		2W	3W	3ph
1B-08 TS	1.5	25	0.37	1/2	8	1 1/4"	345	242	242	223	3	8.1	8.2	7.4
1B-12 TS			0.55	3/4	12		428	270	270	242	5	8.5	9.5	5.4
1B-16 TS			0.75	1	16		512	298	298	270	6	11	11	9.5
1B-24 TS			1.1	1.5	24		679	345	345	298	7	14.5	13.5	11
1B-32 TS			1.5	2	32		899	384	345	9	14.5	12		

PE - Pump End only

Product dimensions assume the FPS pump end is assembled to a 4" Franklin Electric submersible motor.

**Note:** All lengths are in millimeters  
 All weights are in kilograms  
 Maximum diameter with cable guard is 99.1 mm  
 Motor diameter is 95mm

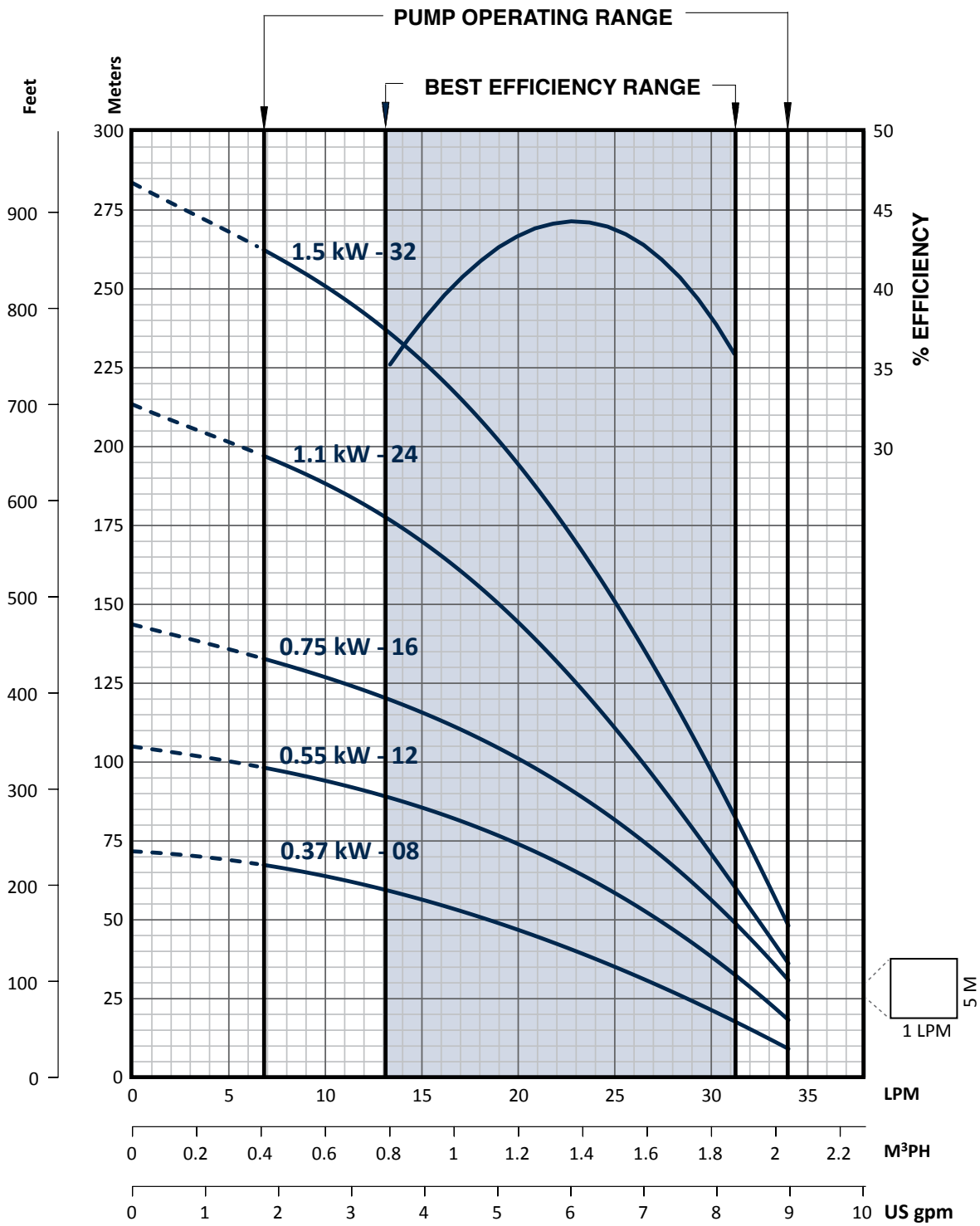


# 50 Hz Tri-Seal

4" Submersible Pumps



## 25 LPM Tri-Seal Performance Curves 1.5 m<sup>3</sup>/hr



# 50 Hz Tri-Seal

## 30 LPM Tri-Seal 2 m<sup>3</sup>/hr FPS-2A-XX-TS

### 30 LPM Tri-Seal Ordering Information

#### Stainless Steel

Model No.	M <sup>3</sup> H	LPM	kW	HP	Stages	Build No	Order No.
2A-06 TS	2	30	0.37	1/2	6	30FA05S4-PEXB	95711006
2A-08 TS			0.55	3/4	8	30FA07S4-PEXB	95711011
2A-12 TS			0.75	1	12	30FA1S4-EPXB	95711016
2A-18 TS			1.1	1.5	18	30FA15S4-PEXB	95711021
2A-24 TS			1.5	2	24	30FA2S4-PEXB	95711026
2A-37 TS			2.2	3	37	30FA3S4-EPXB	95711016
2A-59 TS			3.7	5	59	30FA5S4-PEXB	95711021
2A-78 TS			5.5	7.5	78	30FA7S4-PEXB	95711026



#### Tri-Seal Dimensional data

Model No.	M <sup>3</sup> H	LPM	kW	HP	Stages	BSPF	DIM "A" mm	DIM "B" mm			PE Wt Kg	Motor Wt kG		
								2W	3W	3ph		2W	3W	3ph
2A-06 TS	2	30	0.37	1/2	6	1 1/4"	315	242	242	223	4	8.1	8.2	7.4
2A-08 TS			0.55	3/4	8		359	270	270	242	4	8.5	9.5	5.4
2A-12 TS			0.75	1	12		453	298	298	270	5	11	11	9.5
2A-18 TS			1.1	1.5	18		642	345	345	298	7	14.5	13.5	11
2A-24 TS			1.5	2	24		780		384	327	8		14.5	12
2A-37 TS			2.2	3	37		1076		484	407	9		18	13.5
2A-59 TS			3.7	5	59		1676		741	589	15		29.4	21
2A-78 TS			5.5	7.5	78		2166		-	741	19			28

PE - Pump End only

Product dimensions assume the FPS pump end is assembled to a 4" Franklin Electric submersible motor.

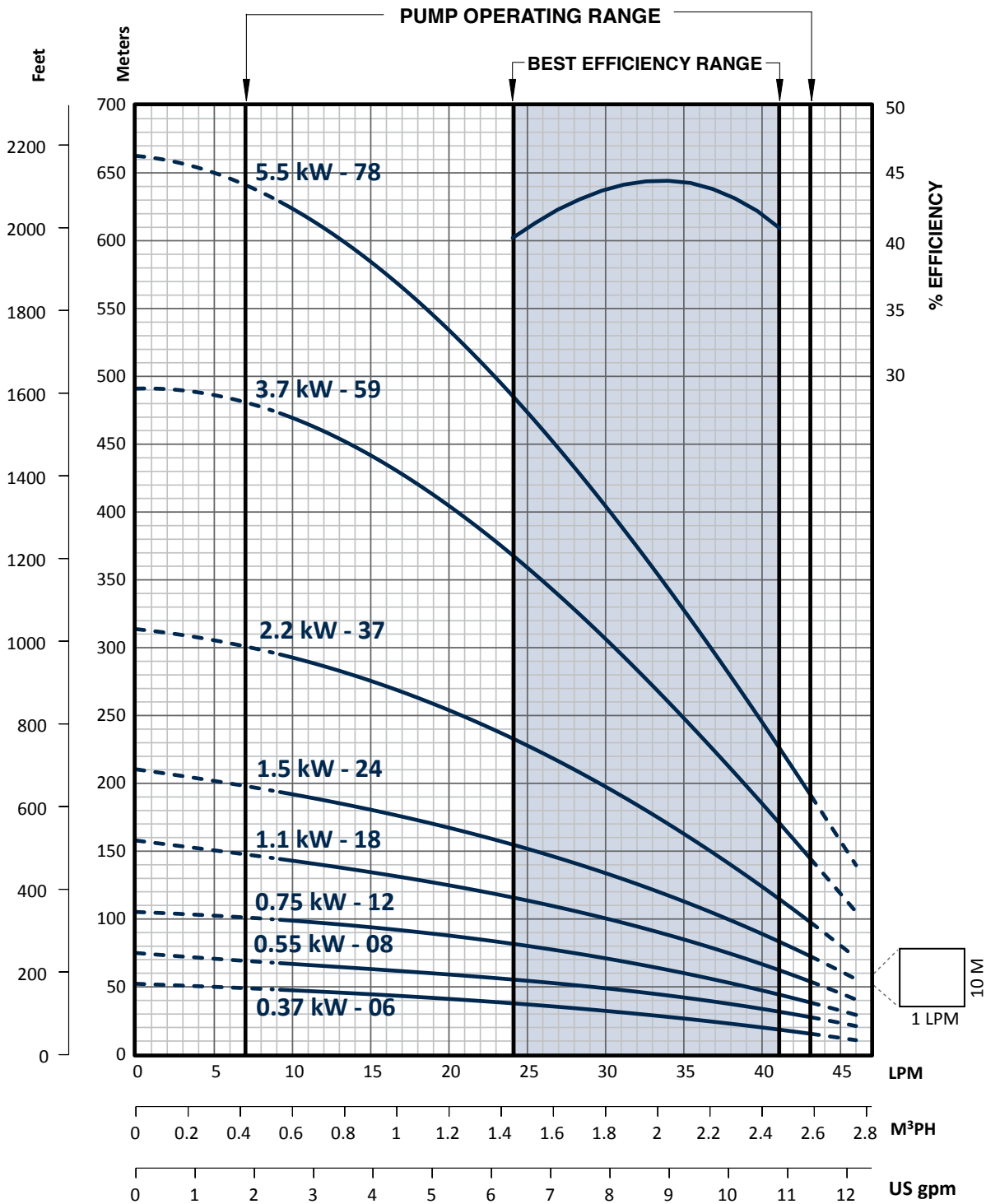
**Note:** All lengths are in millimeters  
 All weights are in kilograms  
 Maximum diameter with cable guard is 99.1 mm  
 Motor diameter is 95mm

# 50 Hz Tri-Seal

4" Submersible Pumps



## 30 LPM Tri-Seal Performance Curves 2 m<sup>3</sup>/hr



# 50 Hz Tri-Seal

## 45 LPM Tri-Seal 3 m<sup>3</sup>/hr FPS-3A-XX-TS

### 45 LPM Tri-Seal Ordering Information

#### Stainless Steel

Model No.	M <sup>3</sup> H	LPM	kW	HP	Stages	Build No	Order No.
3A-04 TS	3	45	0.37	1/2	4	45FA05S4-PEXB	95711506
3A-08 TS			0.55	3/4	8	45FA07S4-PEXB	95711511
3A-10 TS			0.75	1	10	45FA1S4-EPXB	95711516
3A-15 TS			1.1	1.5	15	45FA15S4-PEXB	95711521
3A-19 TS			1.5	2	19	45FA2S4-PEXB	95711526
3A-31 TS			2.2	3	31	45FA3S4-EPXB	95711531
3A-46 TS			3.7	5	46	45FA5S4-PEXB	95711536
3A-62 TS			5.5	7.5	62	45FA7S4-PEXB	95711541



#### Tri-Seal Dimensional data

Model No.	M <sup>3</sup> H	LPM	kW	HP	Stages	BSPF	DIM "A" mm	DIM "B" mm			PE Wt Kg	Motor Wt kG		
								2W	3W	3ph		2W	3W	3ph
3A-04 TS	3	45	0.37	1/2	4	1 1/4"	269	242	242	242	3	8.1	8.2	7.4
3A-08 TS			0.55	3/4	8		361	270	270	270	4	8.5	9.5	5.4
3A-10 TS			0.75	1	10		407	298	298	298	4	11	11	9.5
3A-15 TS			1.1	1.5	15		521	345	345	327	6	14.5	13.5	11
3A-19 TS			1.5	2	19		665	-	384	356	7	-	14.5	12
3A-31 TS			2.2	3	31		940	-	484	407	9	-	18	13.5
3A-46 TS			3.7	5	46		1379	-	741	589	14	-	29.4	21
3A-62 TS			5.5	7.5	62		1745	-	-	741	18	-	-	26

PE - Pump End only

Product dimensions assume the FPS pump end is assembled to a 4" Franklin Electric submersible motor.

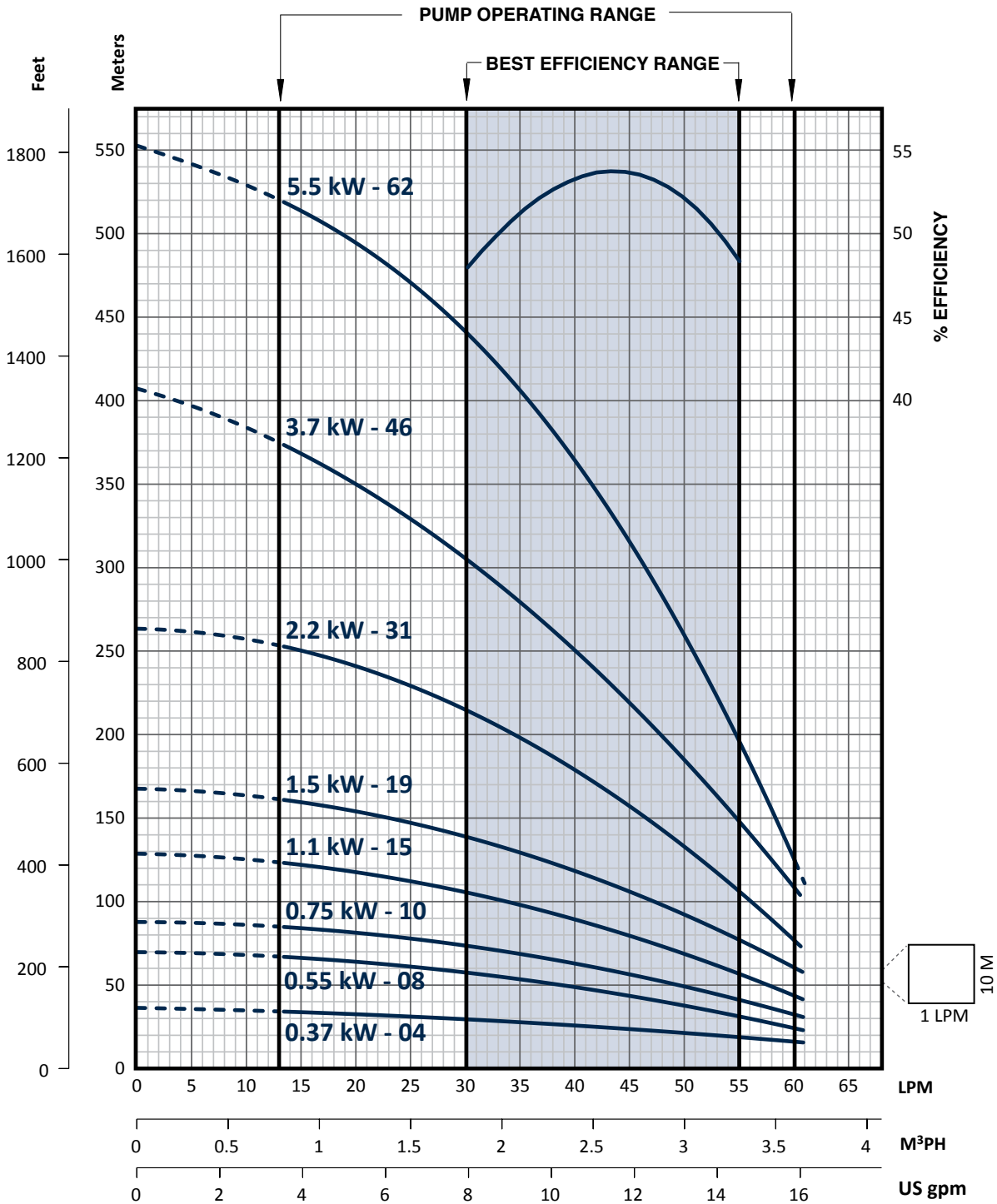
**Note:** All lengths are in millimeters  
 All weights are in kilograms  
 Maximum diameter with cable guard is 99.1 mm  
 Motor diameter is 95mm

# 50 Hz Tri-Seal

4" Submersible Pumps



## 45 LPM Tri-Seal Performance Curves 3 m<sup>3</sup>/hr



# 50 Hz Tri-Seal

## 60 LPM Tri-Seal 3.5 m<sup>3</sup>/hr FPS-3B-XX-TS

### 60 LPM Tri-Seal Ordering Information

#### Stainless Steel

Model No.	M <sup>3</sup> H	LPM	kW	HP	Stages	Build No	Order No.
3B-06 TS	3.5	60	0.55	3/4	6	60FA07S4-PEXB	95712006
3B-08 TS			0.75	1	8	60FA1S4-PEXB	95712011
3B-11 TS			1.1	1.5	11	60FA15S4-EPXB	95712016
3B-16 TS			1.5	2	16	60FA2S4-PEXB	95712021
3B-26 TS			2.2	3	26	60FA3S4-PEXB	95712026
3B-39 TS			3.7	5	39	60FA5S4-EPXB	95712031
3B-52 TS			5.5	7.5	52	60FA7S4-PEXB	95712046



#### Tri-Seal Dimensional data

Model No.	M <sup>3</sup> H	LPM	kW	HP	Stages	BSPF	DIM "A" mm	DIM "B" mm			PE Wt Kg	Motor Wt kG		
								2W	3W	3ph		2W	3W	3ph
3B-06 TS	3.5	60	0.55	3/4	6	1 1/4"	364	270	270	242	4	8.5	9.5	5.4
3B-08 TS			0.75	1	8		426	298	298	270	4	11	11	9.5
3B-11 TS			1.1	1.5	11		520	345	345	298	6	14.5	13.5	11
3B-16 TS			1.5	2	16		674		384	327	6		14.5	12
3B-26 TS			2.2	3	26		1038		484	356	8		18	13.5
3B-39 TS			3.7	5	39		1544		589		13		29.4	21
3B-52 TS			5.5	7.5	52		1948		741		16			28

PE - Pump End only

Product dimensions assume the FPS pump end is assembled to a 4" Franklin Electric submersible motor.

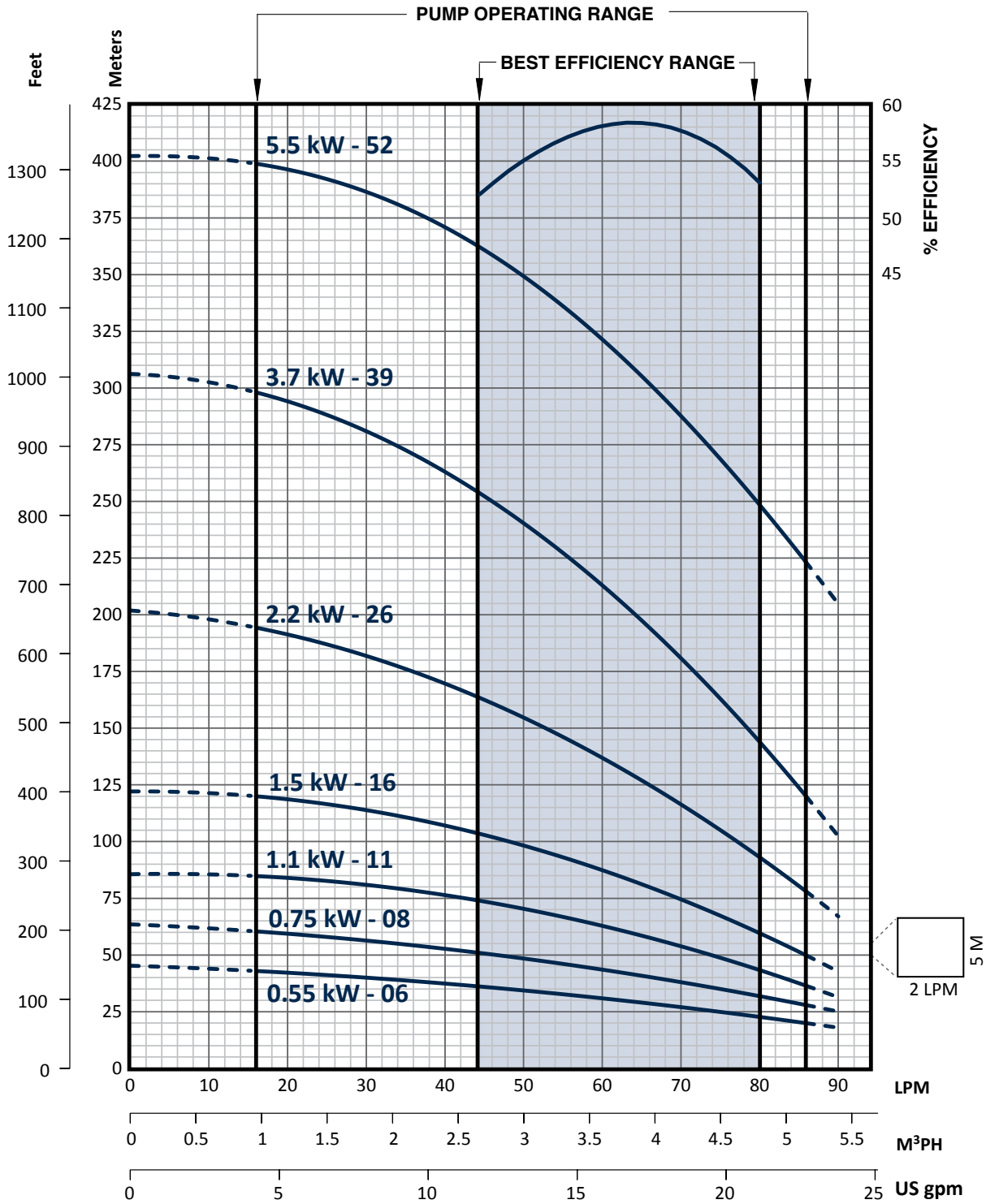
**Note:** All lengths are in millimeters  
 All weights are in kilograms  
 Maximum diameter with cable guard is 99.1 mm  
 Motor diameter is 95mm

# 50 Hz Tri-Seal

4" Submersible Pumps



## 60 LPM Tri-Seal Performance Curves 3.5 m<sup>3</sup>/hr



# 50 Hz Tri-Seal

## 70 LPM Tri-Seal 4 m<sup>3</sup>/hr FPS-4A-XX-TS

### 70 LPM Tri-Seal Ordering Information

#### Stainless Steel

Model No.	M <sup>3</sup> H	LPM	kW	HP	Stages	Build No	Order No.
4A-07 TS	4	70	0.75	1	7	70FA1S4-PEXB	95712506
4A-10 TS			1.1	1.5	10	70FA15S4-PEXB	95712511
4A-14 TS			1.5	2	14	70FA2S4-EPXB	95712516
4A-22 TS			2.2	3	22	70FA3S4-PEXB	95712521
4A-37 TS			3.7	5	35	70FA5S4-PEXB	95712536
4A-44 TS			5.5	7.5	44	70FA7S4-EPXB	95712541



#### Tri-Seal Dimensional data

Model No.	M <sup>3</sup> H	LPM	kW	HP	Stages	BSPF	DIM "A" mm	DIM "B" mm			PE Wt Kg	Motor Wt kG		
								2W	3W	3ph		2W	3W	3ph
4A-07 TS	4	70	0.75	1	7	1 1/4"	395	298	298	270	4	11	11	9.5
4A-10 TS			1.1	1.5	10		488	345	345	298	5	14.5	13.5	11
4A-14 TS			1.5	2	14		612		384	327	6		14.5	12.1
4A-22 TS			2.2	3	22		913		484	356	7		18	13.5
4A-37 TS			3.7	5	35		1420		741	589	12		29.4	21
4A-44 TS			5.5	7.5	44		1699			741	14			28

PE - Pump End only

Product dimensions assume the FPS pump end is assembled to a 4" Franklin Electric submersible motor.

**Note:** All lengths are in millimeters  
 All weights are in kilograms  
 Maximum diameter with cable guard is 99.1 mm  
 Motor diameter is 95mm

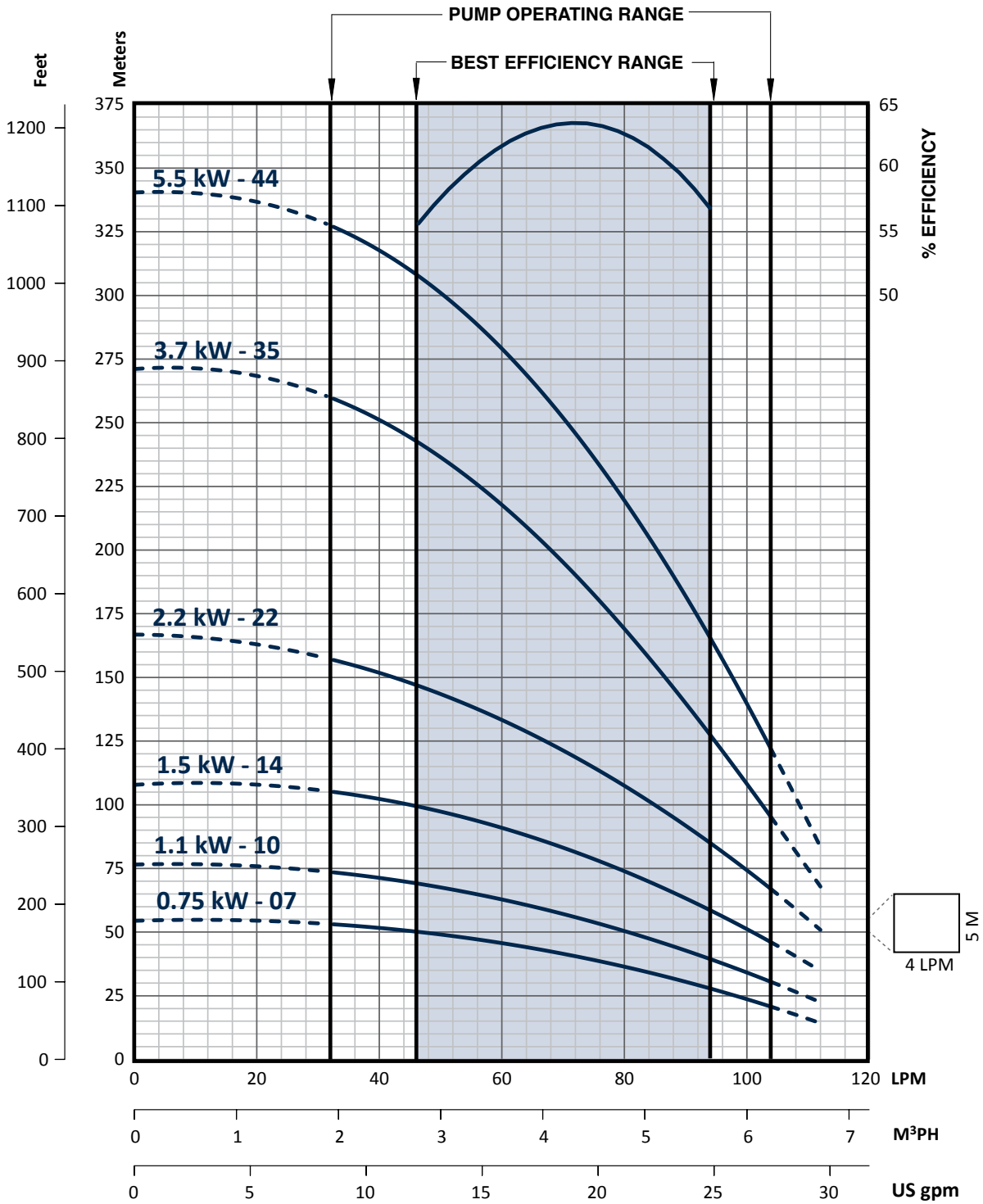


# 50 Hz Tri-Seal

4" Submersible Pumps



## 70 LPM Tri-Seal Performance Curves 4 m<sup>3</sup>/hr



# 50 Hz High Capacity

## 4400 High Capacity

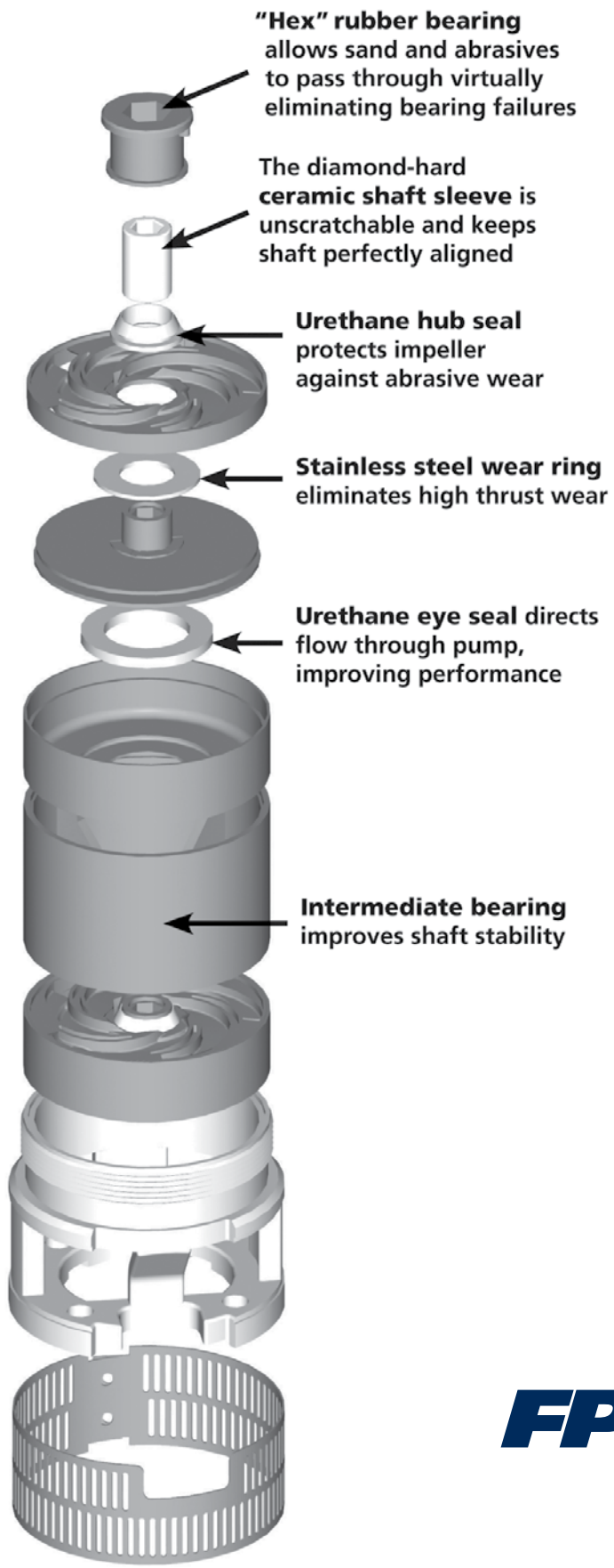
The FPS 4400 High Capacity pump is engineered for commercial, irrigation and residential use. Design advancements reduce efficiency losses caused by internal pump leakage and abrasives. All FPS 4400 pumps are unconditionally guaranteed against sand locking for one full year.

### Features:

- 4 performance ranges: 100, 150, 200 & 270 LPM.
- Stainless Steel discharge head and motor bracket.
- High flow impellers and stages are glass-filled Noryl for maximum efficiency.
- Ceramic shaft sleeve and rubber discharge bearing eliminates sand wear.
- Intermediate bearing for increased shaft stability.
- Floating eye and hub seals improve performance and efficiency.
- Stainless steel hex pump shaft, shell and shaft coupling.
- High capacity upthrust assembly for protection during start-up and operation (150, 200 & 270 LPM models).
- Powered by Franklin Electric's corrosion-resistant 4" submersible motor.
- 2" BSPP discharge threads.
- External check valve must be ordered separately.



# 50 Hz High Capacity



# FPS 4400

# 50 Hz High Capacity

## 100 LPM High Capacity 6 m<sup>3</sup>/hr FPS-4A-XX-TS

### 100 LPM Hi-Cap Ordering Information

#### Stainless Steel

Model No.	M <sup>3</sup> H	LPM	kW	HP	Stages	Build No	Order No.
6A-06	6	100	0.55	3/4	6	100FA07S4-PEXB	93616306
6A-08			0.75	1	8	100FA1S4-PEXB	93616308
6A-10			1.1	1.5	10	100FA15S4-EPXB	93616310
6A-14			1.5	2	14	100FA2S4-PEXB	93616314
6A-22			2.2	3	22	100FA3S4-PEXB	93616322
6A-34			3.7	5	34	100FA5S4-PEXB	93616334
6A-42			5.5	7.5	42	100FA7S4-PEXB	93616342



### 4400 High Capacity Dimensional data

Model No.	M <sup>3</sup> H	LPM	kW	HP	Stages	BSPF	DIM "A" mm	DIM "B" mm			PE Wt Kg	Motor Wt kG		
								2W	3W	3ph		2W	3W	3ph
6A-06	6	100	0.55	3/4	6	2"	350	270	270	242	4	8.5	9.5	8.3
6A-08			0.75	1	8		446	298	298	270	4	11	11	9.5
6A-10			1.1	1.5	10		510	345	356	298	5	14.5	13.5	11
6A-14			1.5	2	14		638		384	327	6		14.5	12
6A-22			2.2	3	22		893		460	355	12		18.1	13.5
6A-34			3.7	5	34		1325		741	589	12		29.4	21
6A-42			5.5	7.5	42		1581			741	14			28

PE - Pump End only

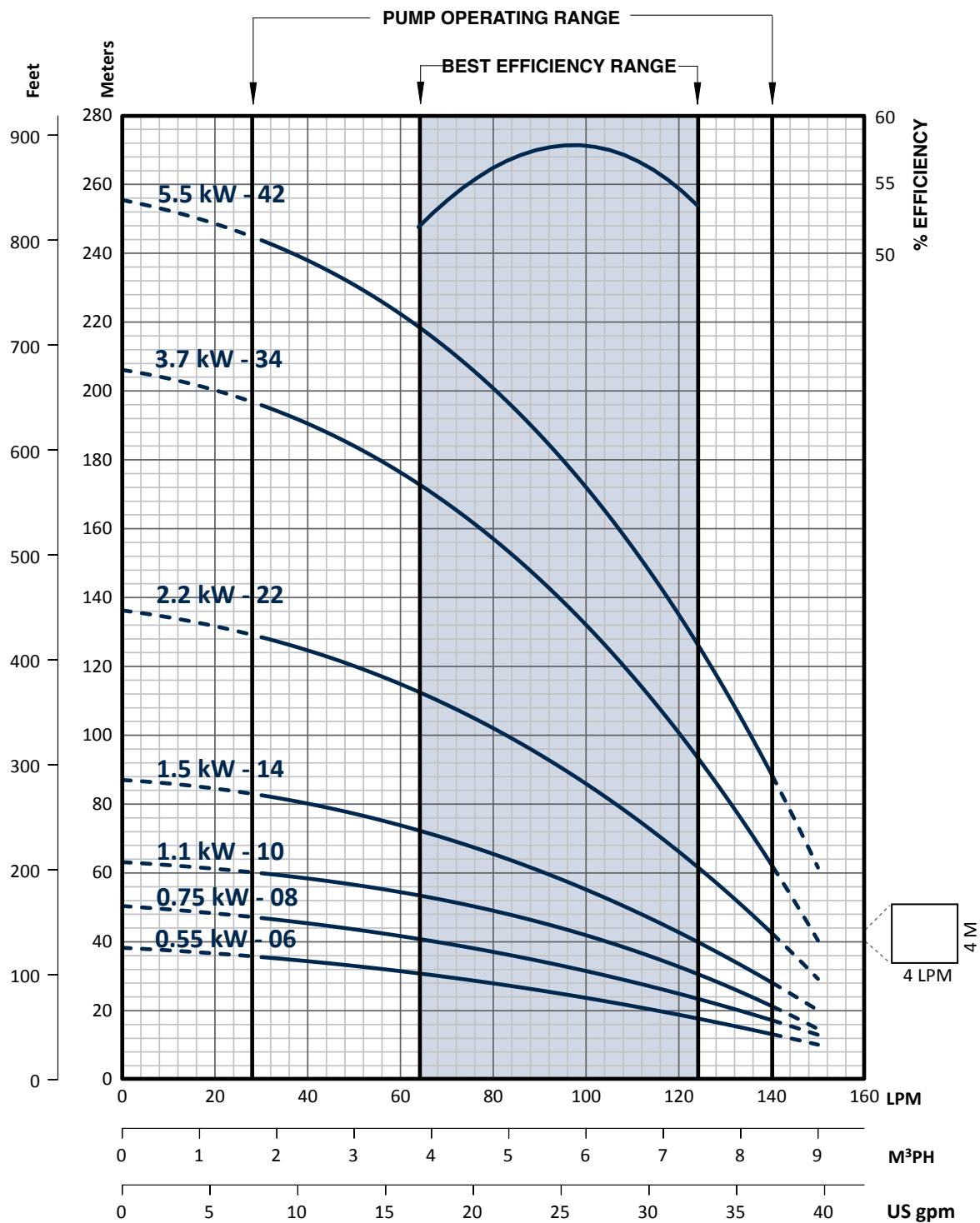
Product dimensions assume the FPS pump end is assembled to a 4" Franklin Electric submersible motor.

**Note:** All lengths are in millimeters  
 All weights are in kilograms  
 Maximum diameter with cable guard is 99.1 mm  
 Motor diameter is 95mm



# 50 Hz High Capacity

## 100 LPM High Capacity Performance Curves 6 m<sup>3</sup>/hr




# 50 Hz High Capacity

## 150 LPM High Capacity 9 m<sup>3</sup>/hr FPS-9A-XX-TS

### 150 LPM Hi-Cap Ordering Information

#### Stainless Steel

Model No.	M <sup>3</sup> H	LPM	kW	HP	Stages	Build No	Order No.
9A-07	9	150	1.1	1.5	7	150FA15S4-PEXB	93616407
9A-09			1.5	2	9	150FA2S4-PEXB	93616409
9A-14			2.2	3	14	150FA3S4-PEXB	93616414
9A-26			3.7	5	26	150FA5S4-PEXB	93616416
9A-31			5.5	7.5	31	150FA7S4-PEXB	93616431



### 4400 High Capacity Dimensional data

Model No.	M <sup>3</sup> H	LPM	kW	HP	Stages	BSPP	DIM "A" mm	DIM "B" mm			PE Wt Kg	Motor Wt kG		
								2W	3W	3ph		2W	3W	3ph
9A-07	9	150	1.1	1.5	7	2"	593	345	356	298	7	14.5	13.5	10.9
9A-09			1.5	2	9		707		384	327	8		14.5	12
9A-14			2.2	3	14		993		460	355	9		18.1	13.5
9A-26			3.7	5	26		1679		698	545	15		29.4	21
9A-31			5.5	7.5	31		1989			742	17			28

PE - Pump End only

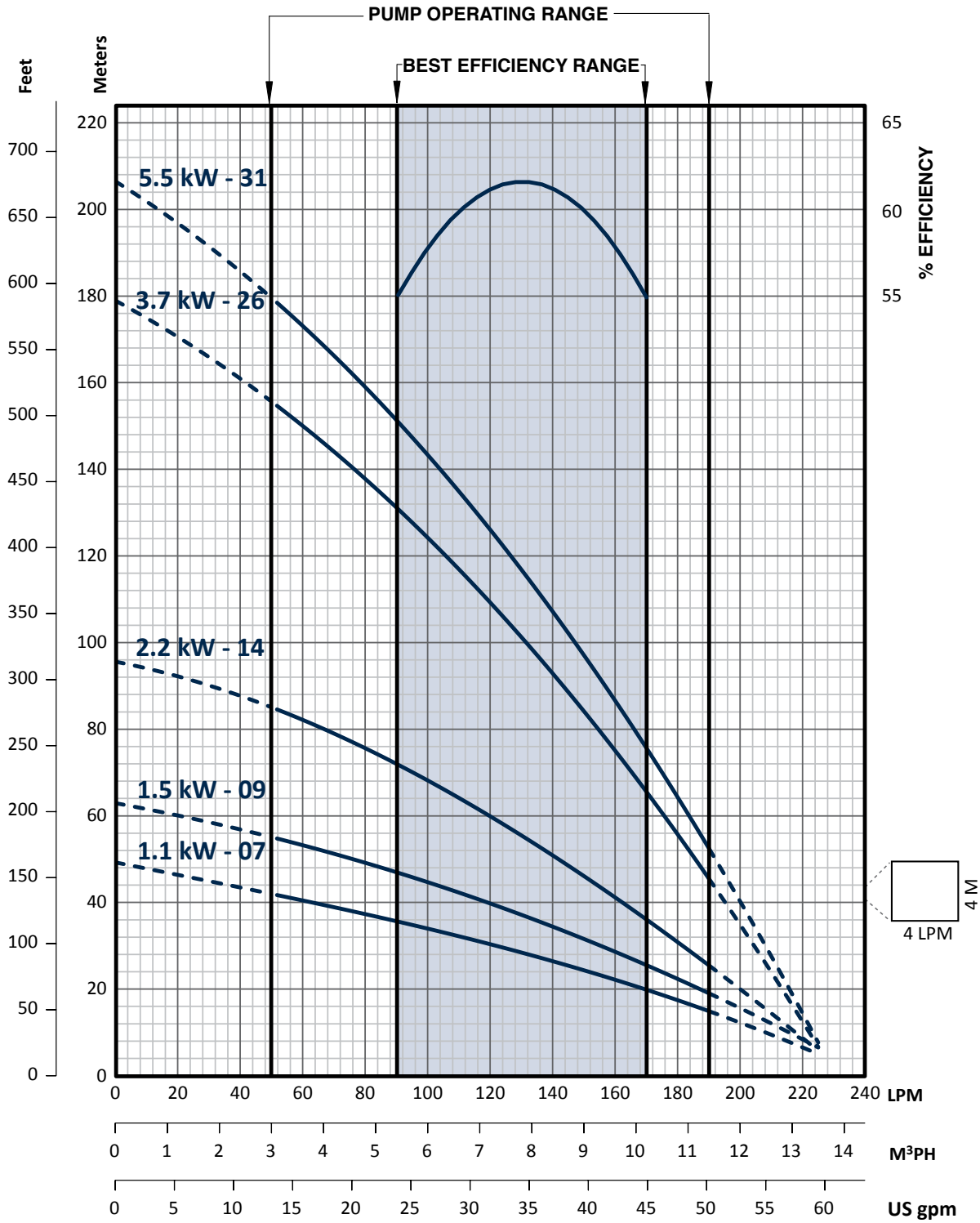
Product dimensions assume the FPS pump end is assembled to a 4" Franklin Electric submersible motor.

**Note:** All lengths are in millimeters  
 All weights are in kilograms  
 Maximum diameter with cable guard is 99.1 mm  
 Motor diameter is 95mm

# 50 Hz High Capacity

4" Submersible Pumps

## 150 LPM High Capacity Performance Curves 9 m<sup>3</sup>/hr



# 50 Hz High Capacity

## 200 LPM High Capacity 12 m<sup>3</sup>/hr FPS-12A-XX-TS

### 200 LPM Hi-Cap Ordering Information

#### Stainless Steel

Model No.	M <sup>3</sup> H	LPM	kW	HP	Stages	Build No	Order No.
12A-06	12	200	1.5	2	6	200FA2S4-PEXB	93616606
12A-09			2.2	3	9	200FA3S4-PEXB	93616609
12A-17			3.7	5	17	200FA5S4-PEXB	93616617
12A-26			5.5	7.5	26	200FA7S4-PEXB	93616626



### 4400 High Capacity Dimensional data

Model No.	M <sup>3</sup> H	LPM	kW	HP	Stages	BSPP	DIM "A" mm	DIM "B" mm			PE Wt Kg	Motor Wt kG		
								2W	3W	3ph		2W	3W	3ph
12A-06	12	200	1.5	2	6	2"	535		384	327	7		14.5	12
12A-09			2.2	3	9		707		460	355	8		18	13.5
12A-17			3.7	5	17		1165		698	545	10		29.4	21
12A-26			5.5	7.5	26		1679			698	11			28

PE - Pump End only

Product dimensions assume the FPS pump end is assembled to a 4" Franklin Electric submersible motor.

**Note:** All lengths are in millimeters  
 All weights are in kilograms  
 Maximum diameter with cable guard is 99.1 mm  
 Motor diameter is 95mm

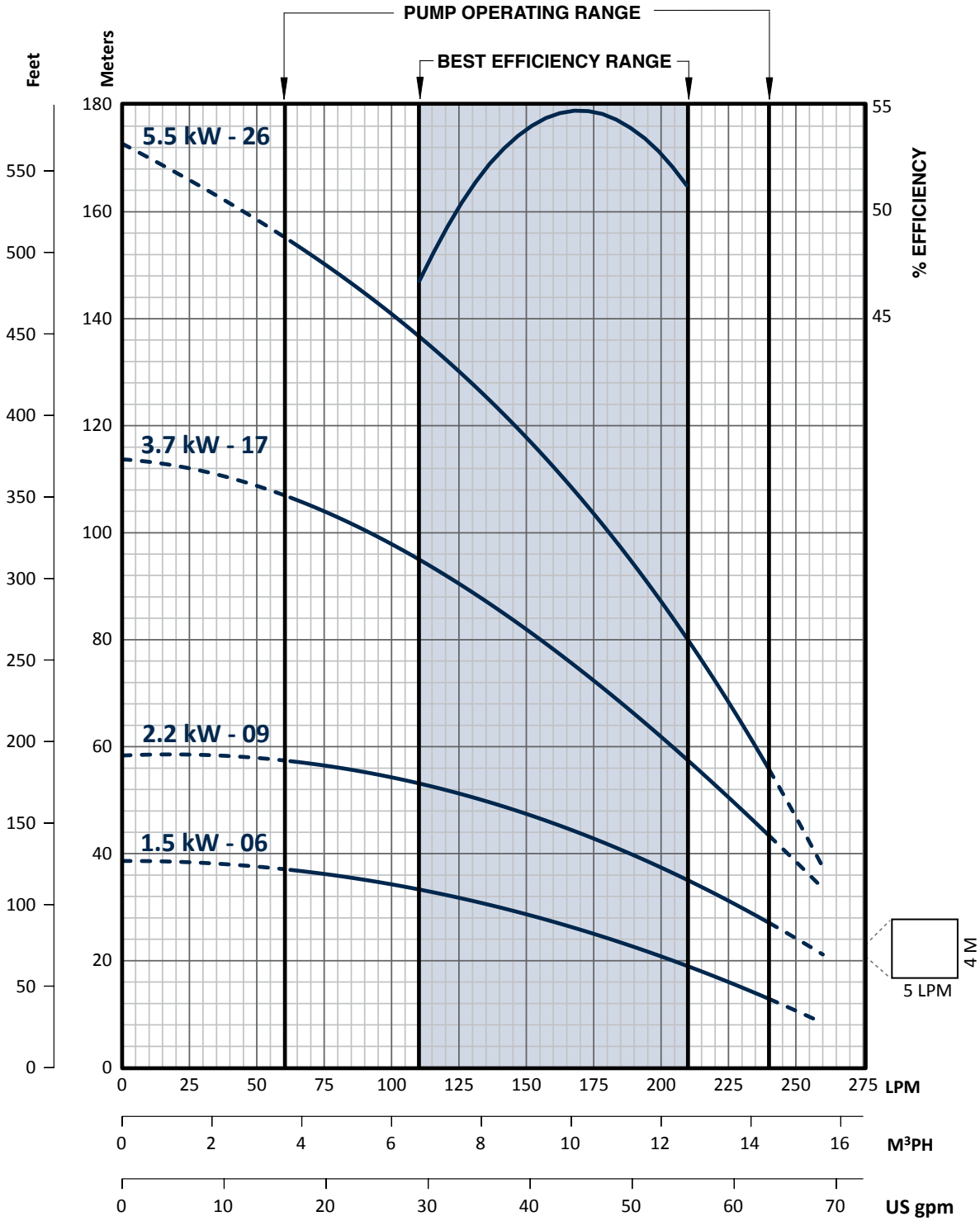


# 50 Hz High Capacity

4" Submersible Pumps



## 200 LPM High Capacity Performance Curves 12 m<sup>3</sup>/hr



# 50 Hz High Capacity

## 270 LPM High Capacity 16 m<sup>3</sup>/hr FPS-16A-XX-TS

### 270 LPM Hi-Cap Ordering Information

#### Stainless Steel

Model No.	M <sup>3</sup> H	LPM	kW	HP	Stages	Build No	Order No.
16A-05	16	270	1.1	1.5	5	270FA15S4-PEXB	93616905
16A-07			1.5	2	7	270FA2S4-PEXB	93616907
16A-11			2.2	3	11	270FA3S4-PEXB	93616911
16A-19			3.7	5	19	270FA5S4-PEXB	93616919
16A-24			5.5	7.5	24	270FA7S4-PEXB	93616924



### 4400 High Capacity Dimensional data

Model No.	M <sup>3</sup> H	LPM	kW	HP	Stages	BSPP	DIM "A" mm	DIM "B" mm			PE Wt Kg	Motor Wt kG		
								2W	3W	3ph		2W	3W	3ph
16A-05	16	270	1.1	1.5	5	2"	575	384	356	298	7	14.5	13.5	11
16A-07			1.5	2	7		728		384	327	8		14.5	12
16A-11			2.2	3	11		1032		460	356	9.5		18	13.5
16A-19			3.7	5	19		1640		698	545	12		29.4	21
16A-29			5.5	7.5	24		2012			741	14			28

PE - Pump End only

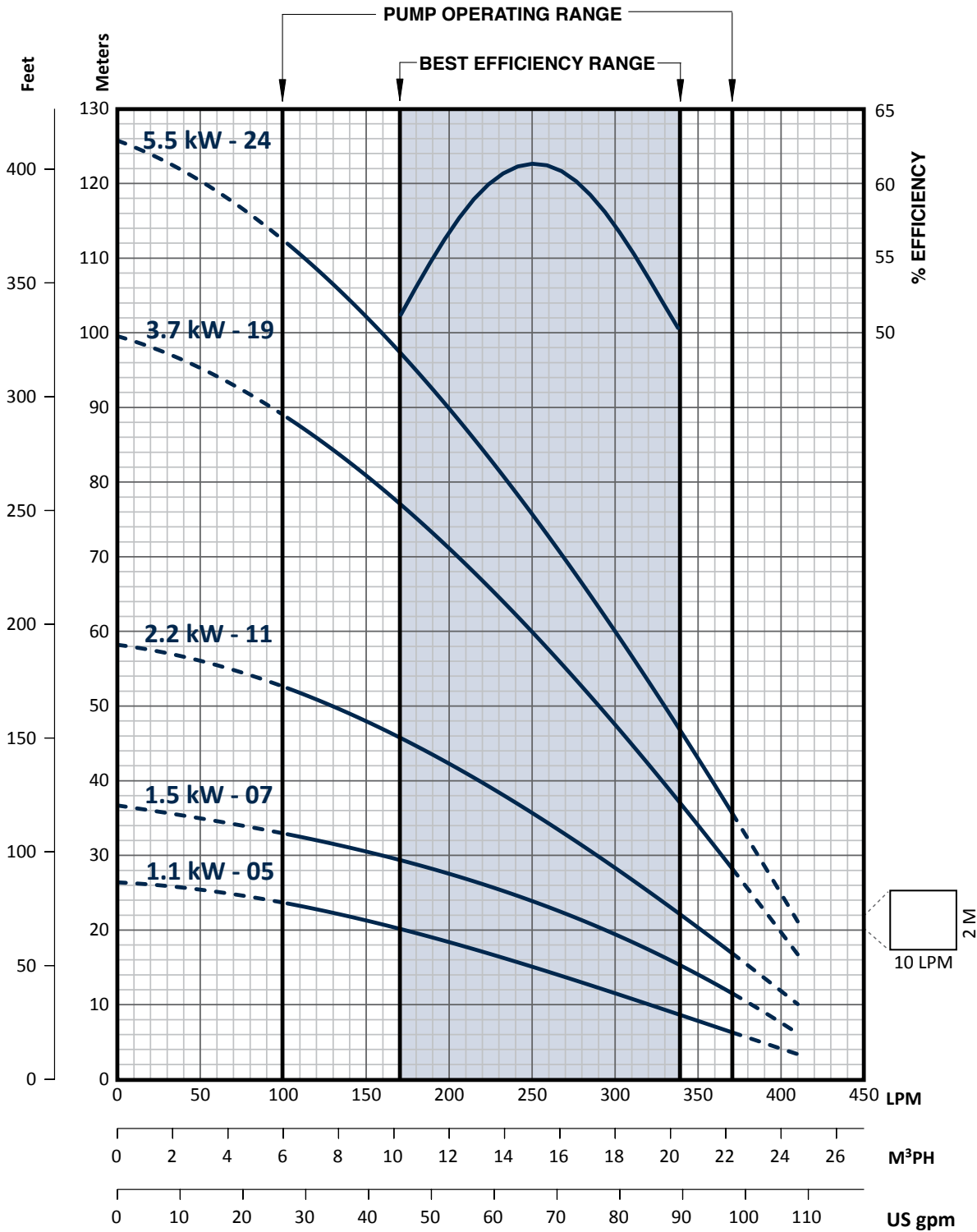
Product dimensions assume the FPS pump end is assembled to a 4" Franklin Electric submersible motor.

**Note:** All lengths are in millimeters  
 All weights are in kilograms  
 Maximum diameter with cable guard is 99.1 mm  
 Motor diameter is 95mm

# 50 Hz High Capacity

4" Submersible Pumps

## 270 LPM High Capacity Performance Curves 16 m<sup>3</sup>/hr





#### **AUSTRALIA / NEW ZEALAND**

Franklin Electric (Australia) Pty. Ltd.  
106-110 Micro Circuit  
Dandenong South, Victoria 3175  
Australia

#### **Toll Free: 1300 FRANKLIN**

Fax: +61 3 9799 5050

Tel: +61 3 9799 5000

[www.franklinwater.com/au](http://www.franklinwater.com/au)

#### **UNITED STATES**

Franklin Electric Co., Inc.  
400 E. Spring Street,  
Bluffton, IN 46714  
USA

Tel: +1.260.824.2900

Fax: +1.260.824.2909



**Franklin Electric**

[www.franklinwater.com/au](http://www.franklinwater.com/au)